



**TAPERED HANDLES**

**PHENOLIC**



5582



692



693



710



730



698



700



710



698



730

**Threaded Insert**

Part No.	Insert	
	Thread	Depth
0730-F	1/2-13	1
0730-G	3/8-16	3/4

**Molded Thread**

Part No.	Thread	Depth
0730-L	1/2-13	3/4

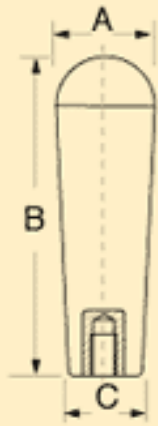
† 1" Counter Bore with 1/2" thread length  
\*Plain hole

**Projecting Stud**

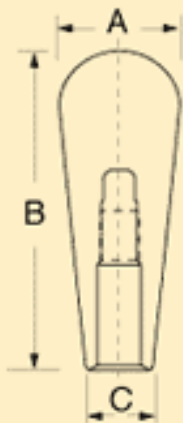
Part	Stud	Max

No.	Thread	Length	Length
0730-H	3/8-16	3/4	3
<b>**1-1/4" Thread length</b>			

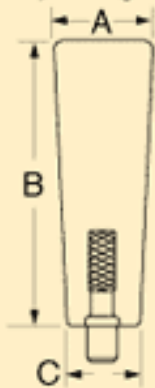
### Threaded Insert



### Molded Thread



### Projecting Stud



« back